









Racing Flags and What They Mean



The following is a guide to racing flags and the most common meanings.

<p>GREEN FLAG</p> 	<p>Go!</p>	<p>The green flag is waved by the starter to indicate the beginning of a race, qualifying or practice session. The green flag also is an indication that the course is clear and the race has been restarted.</p>
<p>YELLOW FLAG</p> 	<p>Caution!</p>	<p>A waving yellow flag indicates immediate danger ahead. Drivers must slow and refrain from passing. Drivers must be prepared to stop and cannot pass, although they can close the distance to the kart immediately in front of them.</p>
<p>RED FLAG</p> 	<p>Stop!</p>	<p>As soon as a red flag is shown, drivers must come to a stop as quickly and safely as possible.</p> <p>A red flag often means the track has been completely blocked by an accident or debris and there is no safe route through the problem.</p>
<p>WHITE FLAG</p> 	<p>Last Lap</p>	<p>When the white flag is waved by the starter it indicates that a driver is entering the last lap of practice, qualifying or a race.</p>
<p>CHECKERED FLAG</p> 	<p>Finish of Race</p>	<p>The checkered flag is waved to indicate the finish of the race, qualifying or practice session.</p>
<p>BLACK FLAG</p> 	<p>Infraction (Penalty)</p>	<p>The all-black flag generally means that there has been an infraction. The driver must bring the kart to the pits on the next lap. If a Driver ignores a black flag, penalties may be imposed, including disqualification.</p>
<p>MEATBALL FLAG</p> 	<p>Mechanical problem</p>	<p>The black flag with a big orange circle generally means there is something wrong with your kart; driver needs come off track at next opportunity and proceed to the pits for details.</p>
<p>BLUE FLAG</p> 	<p>Passing / Overtaking</p>	<p>Indicates that you are about to be passed by a faster kart and you should allow the approaching kart to pass.</p>